



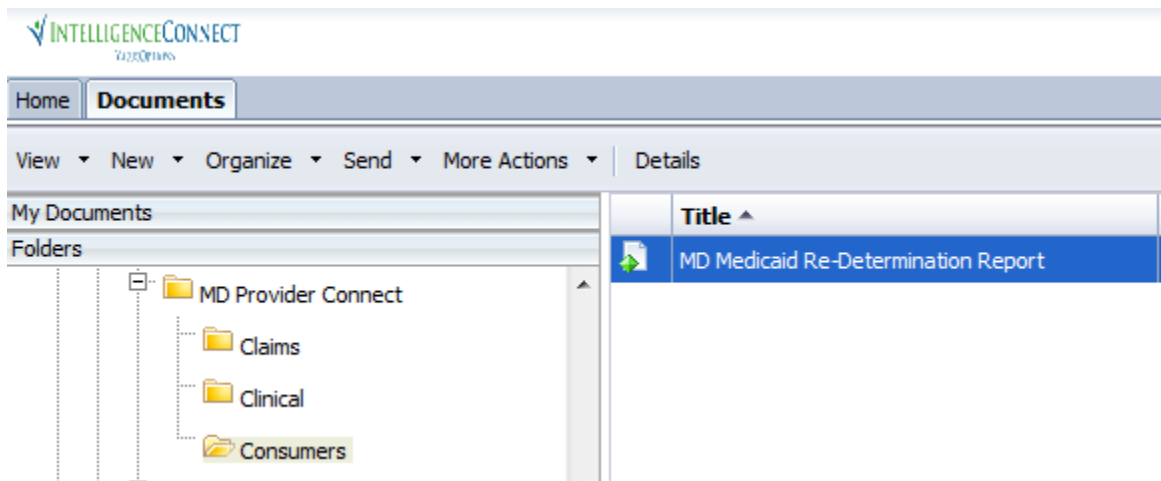
PROVIDER ALERT

ELIGIBILITY RE-DETERMINATION REPORT

AUGUST 28, 2015

ValueOptions is excited to go live with a new eligibility re-determination report developed to assist providers in tracking when their participants are due to renew their eligibility status for Maryland Medicaid. Providers are encouraged to track their participant's redetermination dates in order to direct and assist them towards re-enrollment.

These reports will be posted as shown below to the IntelligenceConnect system today, August 28, 2015.



MD Medicaid Re-Determination Report

This report identifies consumers with MA eligibility expiring within the next 60-75 days. An open authorization with your organization is required to be included in this report.

A redacted sample of this report has been included on the following pages. A tip sheet has also been added to assist with navigating and running the reports.

Questions and IntelligenceConnect access requests can be submitted to the ValueOptions E-Help Desk 888-247-9311 from 8am-6pm EST.

Using Intelligence Connect

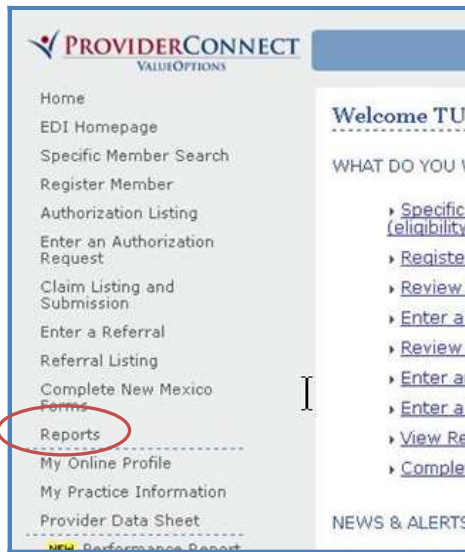
“User Cheat Sheet” – June 2015

Concept

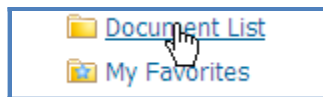
Intelligence Connect is software that runs inside a browser (I.E. 6+). It is a central location to run, schedule, export, and configure reports.

Log On and Get Reports

1. Log into Client Connect or Provider Connect
2. Click the Reports Link



3. For the Report List, click the **Document List** button (or link)



Intelligence Connect Gotchas!

- Avoid running reports with large date ranges to improve efficiency
- Reports are delivered via the Internet. Sometimes network traffic may slow delivery.
- Answer *all* your parameters, when presented, to avoid blank reports.

Scheduling and Parameters

1. Right Click a report name
2. Choose **Schedule**



3. Configure your report to suit your needs.
4. Click the **Schedule Button** when finished with configuration.



Configuration Notes



Parameters—Click the Edit button for each parameter and choose from the options.

Recurrence—set a pattern to distribute the report, or run it “now”.

Format – Change the report Format. Popular settings include PDF, MS Excel, or CSV.

Destination—Save locally or send to multiple Email account, etc.